



E3000 ESWL System

Extracorporeal Shock Wave Lithotripsy

Effective | Versatile | Modular | Affordable | Convenient



MEDISPEC
The Sound Alternative to Surgery

With over 2,000 installations worldwide, the fully integrated, modular and compact E3000 electrohydraulic lithotripter is the state of the art lithotripsy system blending superior clinical performance and reliability. Medispec has developed superior features with a system that exemplifies the perfect combination of *Effectiveness, Modularity, Versatility, Affordability & Convenience*



E3000, Better performance for Better healthcare:

- One of the largest focal areas combined with high bar pressure
- Specially designed focal pointer specific to obese patients
- Exceptional clinical results
- Easy to operate, store, move and set up
- Low operating and maintenance cost

Effective

There are 3 basic parameters for an optimal stone fragmentation: the focal area, the pressure and the penetration depth of the shock wave.

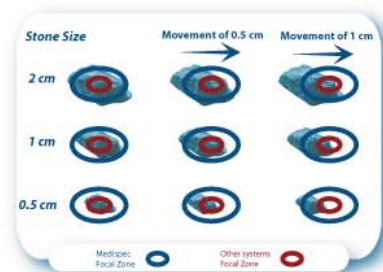
Large focal area

Clinical studies show that the size of the focal area is one of the key factors to achieving successful urinary stone fragmentation. A large focal zone will:

- Facilitate patient positioning
- Enable better stone localization
- Enable large stone fragmentation to be treated more effectively
- Reduce the negative effects of respiratory excursion during the treatment.

| | |
|---|-------|
| Stone free at 3 months (no residual fragments) | 82.9% |
| Re-treatment rate | 6-7% |
| Auxiliary procedure required | <7% |

Source: FDA Clinical Study



Respiratory movements cause the renal stone to shift out of the focal zone making precise stone positioning frequently intricate. With one of the largest focal zone in the industry (13x60mm), the E3000 large focal area improves stone fragmentation, and drastically reduces all negative effects of the respiration-induced movements.

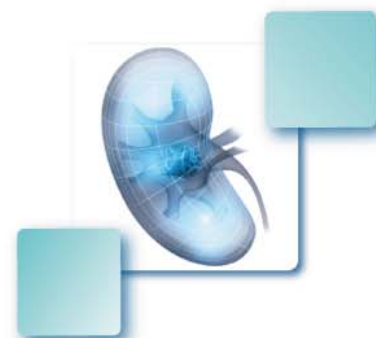
High bar pressure

The E3000 has provided superior performance in clinical tests. The high bar pressure ensures the shocks are powerful enough to quickly disintegrate the stone. The E3000 has consistently offered the highest stone-free rate and the lowest re-treatment rate available on the lithotripsy market.

Large penetration depth

Sufficient shockwave penetration is essential when treating both renal and ureteral stones. Medispec's E 3000 offers one of the largest shockwave penetration depths. This is especially useful when treating obese patients.

An additional benefit of having a large treatment area and high bar pressure is that the shockwave is more likely to hit the stone. Consequently, this increases the speed and efficiency of the procedure itself, allowing you to perform more treatments, ultimately decreasing patient wait and maximizing your physician's productivity.



- 82.9% success rate, one of the highest in the industry
- Accurate and powerful stone fragmentation
- Operate in any clinical settings
- Compact and light weight, easily stored in a closet
- On-site service and maintenance
- 72 hour service guarantee

Modular and easy to use

The E3000 is a compact, modular unit that can fit into almost any clinical environment, from hospitals to outpatient centers to mobile service environments. It is lightweight and designed to endure the rigors of frequent setup and dismantle. The components of the system can be stored in a small area and quickly reassembled for use. The E3000 does not require any special electrical wiring or plumbing.

Compact, User Friendly Design

- The E3000 is lightweight and compact and can be easily transported and stored in a small space when not in use.
- Our system offers great patient positioning, increasing patient comfort and staff accessibility to the patient.
- Diagnostic LEDs indicate when maintenance is required and aids in troubleshooting.
- System is easily maintained.

Centralized Control Panel

- The shock wave control unit and table are controlled through the centralized control panel.
- The easily accessible control panel is located directly on the shock wave control unit.
- The treatment table incorporates a separate hand-held remote control allowing for a better ease of use in other applications.

The Medispec E3000 system is composed of three elements: A Shock Wave generator, your choice of non-dedicated endourological treatment table and an optional C-arm for multiple applications.

Shock Wave Generator

The high voltage generator is the heart of the E3000 system. The generator is based on spark-gap technology. Spark gap generators create shock waves using an electrode placed in an ellipsoid reflector, the shock wave then travels through water. The energy produced from the ignition of the electrode is reflected from the focal area, or F1 and is concentrated on the stone, located at a second focal/treatment point, or F2. The recurring pressure on the stone leads to its fragmentation, with little damage to the kidneys and surrounding areas.

Spark gap technology was the first technology used by many researchers and physicians who to this day, still believe that spark gap shock wave generators remain the most effective type of generator available on the market.



Your choice of tables

The E3000 system comes standard with a non-dedicated, 4-axis, multipurpose table. The motorized table has bilateral cutouts to accommodate the shock head for treatment on either side of the patient. Made of carbon fiber, the tabletop allows for obstruction-free imaging and designed to be used for a variety of endourological procedures. It has a weight capacity of 400 lbs, one of the highest in the industry.

The standard 4-axis table can be upgraded to a 5-axis endourology table to perform procedures that are more complex. Medispec's 5-axis table is designed to optimize urological procedures as well as a variety of other specialties. With both a hand held remote control and foot pedals in combination with a 400 lbs weight capacity, positioning patient is effortless.



Both tables come complete with standard surgical side rails, and a variety of table accessories, including drain bag holders, leg stirrups and arm boards.

Your choice of Imaging System

C-arm

The E3000 can be used in conjunction with most standard C-arm imaging systems, allowing you to capitalize on your current investment

Optional Ultrasound Imaging

Allows for additional dimensions, providing better accuracy while decreasing radiation for lithotripsy. The E3000 with a C-arm can be packaged with an optional Ultrasound for real time monitoring.



Affordable

Medispec offers a variety of creative business solutions for full time lithotripsy. Whether you wish to purchase, lease or rent; Medispec can customize a solution that meets your specific needs, most likely at a significant cost saving over other solutions. Our success lies in our ability to design programs that provide both practical and economical solutions to performing lithotripsy. Medispec rents, leases, and sells directly to the end user, therefore, eliminating any intermediary party. This flexibility allows us to reduce your costs and increase revenue, hence to generate further opportunities for our clients. A full time lithotripter will give you the edge over other institutions with a more flexible schedule, an increase in patient volume while improving the quality care of your patients. Contact us for a confidential analysis.

Convenient

Comprehensive training


A licensed applications specialist will provide in-depth training for your staff to operate the system and to assist with the treatments.

The in-service program includes a classroom style lecture, clinical training and extensive follow-up.

Medispec's training program for Lithotripsy is accredited by the American Society of Radiologic Technologists (ASRT) and trainees who successfully complete the classroom and clinical program will be awarded 3 continuing education credits.

Comprehensive Service

At Medispec, we understand that your top priority is to provide patients with the best care possible; while Medispec's top priority is taking care of you. Medispec's highly trained service staff is on-call 24 hours a day. If you experience problems with your equipment, your service representative will ensure we provide a solution for you. In many instances, our staff will identify and fix the problem over the phone. Medispec provides nationwide on-site service to our clients; with over 200 certified technicians throughout the United States, we have the most comprehensive service network available for lithotripsy systems and guarantee to find a solution for you within 48 hours.



www.medispec.com

About Medispec

As a leading designer and manufacturer, Medispec has delivered Effective, Modular, Convenient and Versatile shock wave devices to the worldwide medical community for over a decade. Using our business knowledge, application expertise and experience, Medispec ensure to continuously produce and improve its state of the art and clinically- effective lithotripters for the treatment of kidney stones.

Medispec strives to deliver high tech and user-friendly shock wave medical devices while providing advanced, high quality product that complies with the worldwide standards of today's marketplace. Medispec has a proven track record of delivering high performance Shock Wave devices to international institutions, accompanied by on time delivery and reliable business requirements, ensuring the highest quality, reliability, and cost efficiencies available. Medispec's unique products and business solutions give patients access to quality care – when they need it, where they need it.



The **Sound** Alternative to Surgery



20410 Observation Drive . Suite 102 . Germantown , MD 20876-6419

Toll Free 888.663.3477 . Telephone 301.944.1575 . Fax 301.972.6098

Website www.medispec.com . Email info@medispec.com